


Introduction >>

D series double shaft shredder has the advantages of low speed, high torque, large shear force, high stability, long service life, etc., its feed size is larger, stronger through, higher crushing efficiency, less dust.


D series double shaft shredder has two rotors built into the machine that rotate at low speeds, high torque and low noise.

With the function of PLC microcomputer control system, it is possible to control automatically start, stop. Automatic reverse sensors to protect the machine against over loading and jamming.



Advantage >>

- D series has two rotors built into the machine that rotate at low speeds, high torque and low noise. With the function of micro computer control system, it is possible to control automatically start, stop. Automatic reverse sensors to protect the machine against over loading and jamming
- Motor + the Rotor is driven by the reducer, get the effect of slow speed and high torque shredding
- Six enclosed sealing bearing protection design, waterproof and dustproof, so the life of bearing can be prolonged
- The wearing blade can be repaired by advanced cutting tool coating and welding technology. The blade can be repeated use, reduce the maintenance costs
- Separated design to the shredding chamber, the frame can be easily discharged the whole Shaft (Rotor, Blade, Bearing, Sealed system)
- Blade is spiral arrangement, get effective shredding
- Adopt the Hexagon to the blade inner hole and the main rotor, ensuring the blade stability and get equal force
- To ensure durability and flexibility, we can offer the different kinds of Blades according to different materials




D series Heavy Duty Double Shaft Shredder



Applications >>

Suitable for crushing the large solid material such as TV, washing machine, refrigerator shell, big size pipe, pipe fitting, forklift pallets, tyres, packaging barrels, aluminum, vehicle shell, copper and steel less than 10 mm etc.



Specification >>

Item	Model	Cutting Chamber size(mm)	Rotor Blade Diameter(mm)	Weight(kgs)	Output Capacity Ref. (kgs/hour)
Heavy Duty Double Shaft Shredder	D3280	650×800	320	4000	1500-3000
	D32100	650×1000	320	5200	1600-3200
	D32120	650×1200	320	5400	1800-3500
	D32150	650×1500	320	5700	2000-4000
	D35120	680×1200	350	6000	2000-4000
	D35150	680×1500	350	6500	2500-5000
	D40100	825×1000	400	8000	3000-6000
	D40120	825×1200	400	8500	3500-7000
	D40150	825×1500	400	10000	4000-8000
	D40180	825×1800	400	12000	5000-9000
	D43120	900×1200	430	8500	5000-9000
	D43150	900×1500	430	11000	5500-9500
	D43180	900×1800	430	13500	6000-10000
	D45120	930×1200	450	12000	6000-10000
	D46180	950×1800	460	12500	7000-12000
	D52120	1100×1200	520	12000	7000-12000
	D52150	1100×1500	520	14000	8000-15000
	D52160	1100×1600	520	13000	9000-16000
	D52180	1100×1800	520	16000	9000-17000
	D62140	1300×1400	620	15000	90000-18000
	D62180	1300×1820	620	20000	9000-19000
	D62210	1300×2100	620	23000	10000-20000
	D72180	1524×1804	743	24000	150000-24000
	D72240	1524×2400	743	26000	16000-250000

Note:

1. The voltage and motor power supply can be selected by the customer's specific requirements.

2. The shredder capacity can be influenced by the material composition and output size.

We provide Customized Machines. The above specifications are only for reference and subject to change without prior notice, please confirm with our sales representative when making order.

Zibo United Tech Machinery Co., Ltd.
Tel. & Fax: +86-533-3588750
Mobile/Whatsapp: +86-18653354363
Web: www.utmach.com, www.zbutm.com
E-Mail: info@utmach.com, scarlett@zbutm.com



www.utmach.com



WeChat



WhatsApp