


Introduction >>


D series double shaft shredder has low speed, high torque, large shear force, strong crushing power, better shredding effect, etc. The equipment shredding processing stability, low noise, can meet all kinds of solid waste recycling and recycling of waste treatment. solid waste recycling, plastic recycling, tire recycling, paper making industry, etc.



D series double shaft shredder has two rotors built into the machine that rotate at low speeds, high torque and low noise. With the function of PLC microcomputer control system, it is possible to control automatically start, stop. Automatic reverse sensors to protect the machine against over loading and jamming.

Advantage >>

- D series has two rotors built into the machine that rotate at low speeds, high torque and low noise. With the function of PLC microcomputer control system, it is possible to control automatically start, stop. Automatic reverse sensors to protect the machine against over loading and jamming
- Motor + the Rotor is driven by the reducer, get the effect of slow speed and high torque shredding
- Four enclosed sealing bearing protection design, waterproof and dustproof, so the life of bearing can be prolonged
- The wearing blade can be repaired by advanced cutting tool coating and welding technology. The blade can be repeated use, reduce the maintenance costs
- Separated design to the shredding chamber, the frame can be easily discharged the whole Shaft (Rotor, Blade, Bearing, Sealed system)
- Blade is spiral arrangement, get effective shredding
- Adopt the Hexagon to the blade inner hole and the main rotor, ensuring the blade stability and get equal force
- To ensure durability and flexibility, we can offer the different kinds of Blades according to different materials




D series Light Duty Double Shaft Shredder



Applications >>

Suitable for shredding material such as hard disk, small engineering plastic, home appliances, plastic lump switches and sockets and steel barrel etc.



Specification >>

Item	Model	Cutting Chamber size (mm)	Rotor Blade Diameter(mm)	Weight (kgs)	Output Capacity Ref. (kgs/hour)
Light Duty Double Shaft Shredder	D2012	435×130	200	800	200-500
	D1630	325×300	160	1000	200-500
	D2040	435×400	200	1200	300-800
	D2060	435×600	200	1400	400-1000
	D2080	435×800	200	1500	500-1200
	D2540	510×400	250	1550	600-1200
	D2560	510×600	250	1600	800-1500
	D2580	510×800	250	1650	1000-1800
	D2850	580×500	285	1650	1000-1800
	D2860	580×600	285	1800	1000-2000
	D2880	580×800	285	2500	1200-2200
	D2890	580×900	285	2500	1300-2500

Note:

1. The voltage and motor power supply can be selected by the customer's specific requirements.

2. The shredder capacity can be influenced by the material composition and output size.

We provide Customized Machines. The above specifications are only for reference and subject to change without prior notice, please confirm with our sales representative when making order.

Zibo United Tech Machinery Co., Ltd.
Tel. & Fax: +86-533-3588750
Mobile/Whatsapp: +86-18653354363
Web: www.utmach.com, www.zbutm.com
E-Mail: info@utmach.com, scarlett@zbutm.com



www.utmach.com



WeChat



WhatsApp